



CoPAC

A PAC Worldwide Company

CATALOG OF DISPLAYS

WE PACKAGE THE WORLD

DISPLAY TYPES

- Quarter Pallet = QP
- Half Pallet = HP
- Full Pallet = FP
- Floor Stand = FS
- Dump Bin = DB
- Shelf = SRP
- Gravity Feed = GF
- Other

GRAPHIC OPTIONS

- Direct Printing
- Digital Printing
- Litho Printing

CoPAC, a subsidiary of PAC Worldwide, is pleased to present this catalog of existing and new display options. For each display, the type will be referenced using the abbreviations at the left. There may be some modifications necessary to customize a display to your specific needs and can be reviewed on an individual basis.

Please contact us at CoPAC to discuss your requirements. We can be reached at 513-586-2020 or visit our website at www.pac.com/contract-packaging/.

QUARTER PALLETS

QP-1A



QP-2A



QP-3A



QP-4A



QP-5A



QUARTER PALLETS


CAD # QP-1A

DIMENSIONS (W x D x H):

Overall:

24 x 20 x 43 3/4

ADDITIONAL INFO:



QUARTER PALLETS

CAD # QP-2A

DIMENSIONS (W x D x H):

Overall:


25 x 23 x 46

with the header

25 x 23 x 36

without the header

ADDITIONAL INFO:



QUARTER PALLET

CAD # QP-3A

DIMENSIONS (W x D x H):

Overall:

24 x 24 x 45

ADDITIONAL INFO:



QUARTER PALLETS


CAD # QP-4A

DIMENSIONS (W x D x H):

Overall:

24 x 22 x 38

ADDITIONAL INFO:



QUARTER PALLETS

CAD # QP-5A

DIMENSIONS (W x D x H):

Overall:

17 x 24 x 56 1/2
with the header

17 x 24 x 48
without the header

ADDITIONAL INFO:



HALF PALLETS

HP-1A



HP-2A



HP-3A



HP-4A



HP-5A



HP-6A



HP-7A



HP-8A



HP-9A



HALF PALLETS

CAD # HP-1A



DIMENSIONS (W x D x H):

Overall:

32 x 16 x 34 5/8
with gravity

23 x 16 x 34 5/8
without side gravity feed units

ADDITIONAL INFO:



HALF PALLETS

CAD # HP-2A

DIMENSIONS (W x D x H):

Overall:

36 1/8 x 17 7/16 x 48 1/8

ADDITIONAL INFO:



48.125"



HALF PALLETS

CAD # HP-3A

DIMENSIONS (W x D x H):

Overall:
40 x 24 x 72

ADDITIONAL INFO:




HALF PALLETS

CAD # HP-4A

DIMENSIONS (W x D x H):

Overall:
20 x 45 x 48

ADDITIONAL INFO:



SAMPLE



HALF PALLETS

CAD # HP-6A

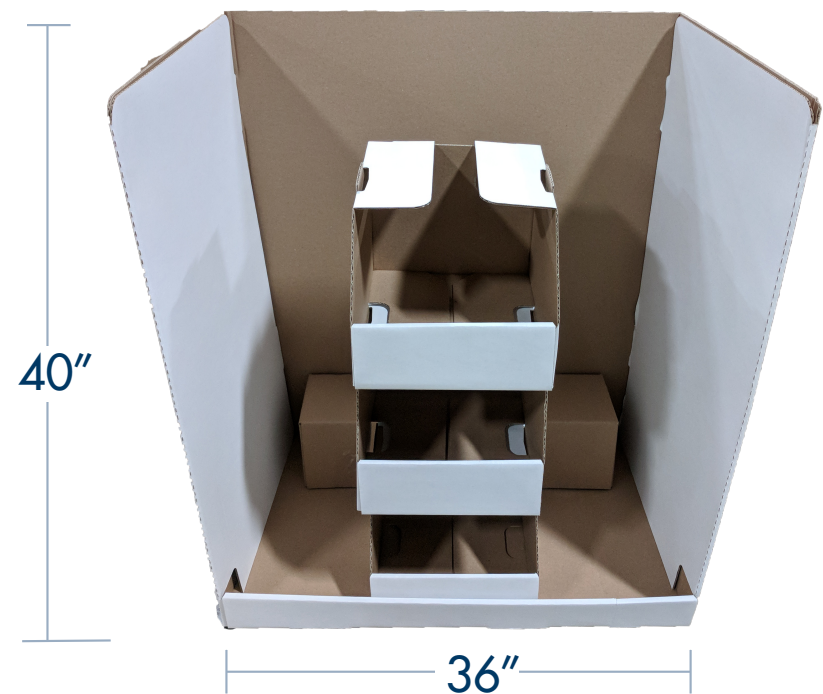
DIMENSIONS (W x D x H):

Overall:
36 x 18 x 40

ADDITIONAL INFO:



SAMPLE



HALF PALLETS

CAD # HP-7A


DIMENSIONS (W x D x H):

Overall:

48 x 20 x 31

ADDITIONAL INFO:

SAMPLE



HALF PALLETS


CAD # HP-8A

DIMENSIONS (W x D x H):

Overall:

25 1/2 x 13 x 48

ADDITIONAL INFO:



HALF PALLETS

CAD # HP-9A

DIMENSIONS (W x D x H):

Overall:

36 x 14 x 47

ADDITIONAL INFO:

Pegging is optional on left and right areas.



HALF PALLETS

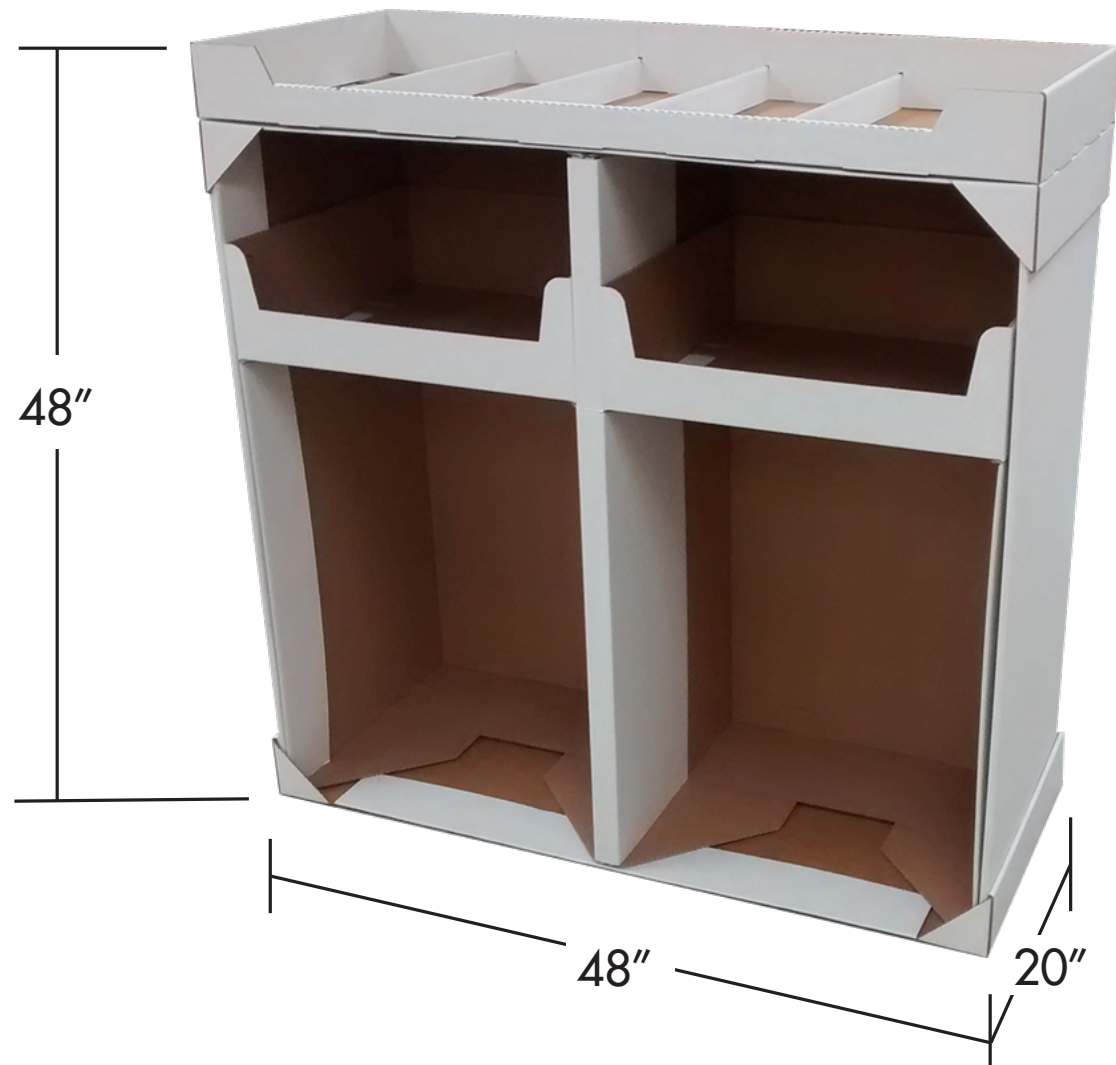
CAD # HP-10A

DIMENSIONS (W x D x H):

Overall:

48 x 20 x 48

ADDITIONAL INFO:



FULL PALLETS

FP-1A



FP-2A



FP-3A



FP-4A



FP-5A



FP-6A



FULL PALLETS

CAD # FP-1A

DIMENSIONS (W x D x H):

Overall:
45 x 40 x 48

ADDITIONAL INFO:

Box and bubble sizes are variable



SAMPLE



FULL PALLETS


CAD # FP-2A

DIMENSIONS (W x D x H):

Overall:

48 x 40 x 40

ADDITIONAL INFO:



FULL PALLETS

CAD # FP-3A


DIMENSIONS (W x D x H):

Overall:

24 1/2 x 21 x 34

ADDITIONAL INFO:

Box and bubble sizes are variable



SAMPLE



FULL PALLETS


CAD # FP-4A

DIMENSIONS (W x D x H):

Overall:

45 x 40 x 48

ADDITIONAL INFO:



FULL PALLETS

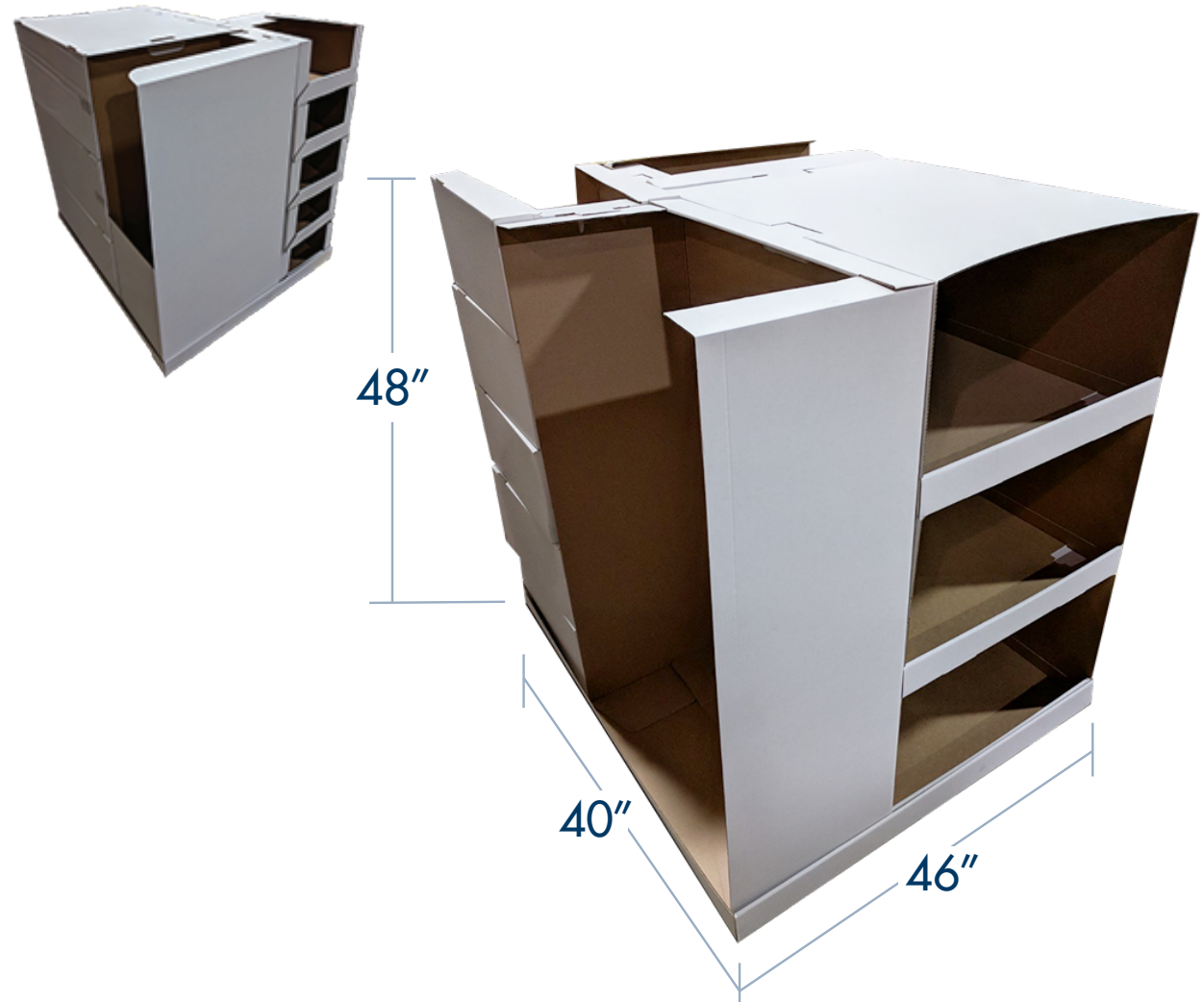
CAD # FP-5A

DIMENSIONS (W x D x H):

Overall:

46 x 40 x 48

ADDITIONAL INFO:



FULL PALLETS

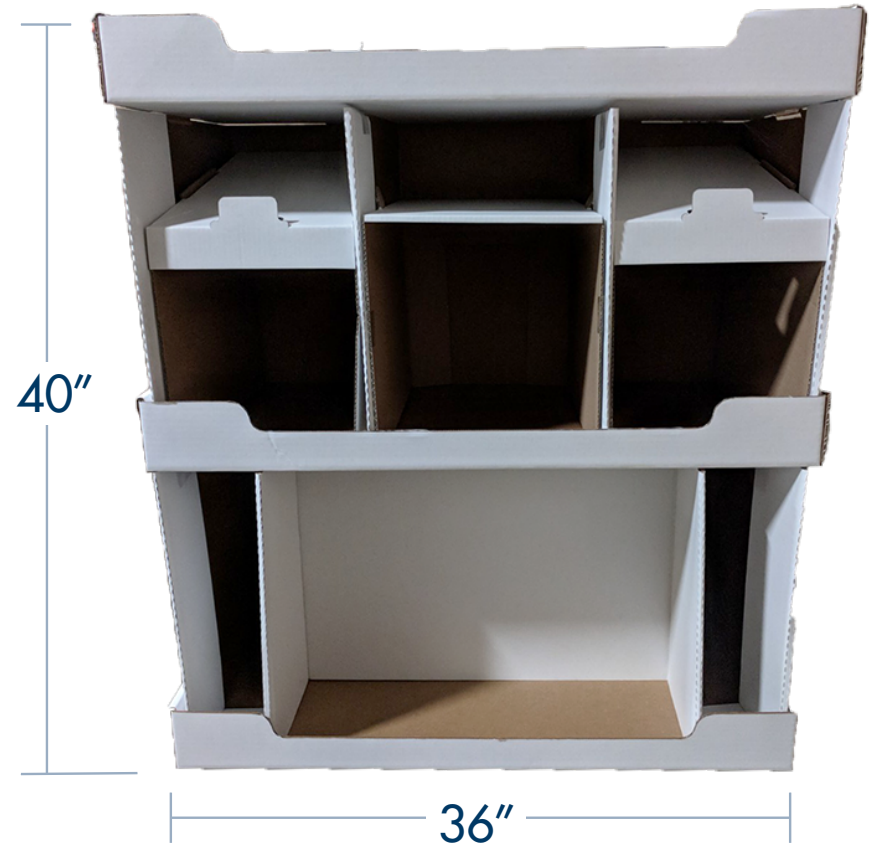
CAD # FP-6A

DIMENSIONS (W x D x H):

Overall:

36 x 18 x 40

ADDITIONAL INFO:



FLOOR PALLETS

FS-1A



FS-2A



FS-3A



FS-4A



FS-5A



SRP or FS with Base

FLOOR STANDS

CAD # FS-1A

DIMENSIONS (W x D x H):

Overall:

7 1/2 x 14 1/2 x 49

ADDITIONAL INFO:



FLOOR STANDS

CAD # FS-2A

DIMENSIONS (W x D x H):

Overall:

19 x 13 x 54
with header or easel

19 x 13 x 43
without header or easel

ADDITIONAL INFO: Trays are 3 1/2" deep



FLOOR STANDS

CAD # FS-3A

DIMENSIONS (W x D x H):

Overall:

20 x 16 x 56
with the base

30 x 20 x 4
tray without the base

ADDITIONAL INFO:

Display designed for Scotch
Instant Handles.



FLOOR STANDS

CAD # FS-4A


DIMENSIONS (W x D x H):

Overall:

17 x 36 x 48
with base

17 x 36 x 15
without the base

ADDITIONAL INFO:



FLOOR STANDS


CAD # FS-1A

DIMENSIONS (W x D x H):

Overall:

15 1/2 x 13 x 47 1/2

ADDITIONAL INFO:



DUMP BINS

DB-1A



DB-2A



DUMP BINS

CAD # DB-1A


DIMENSIONS (W x D x H):

Overall:

19 x 23 x 36
with the header

19 x 19 x 24
without the header

ADDITIONAL INFO:



DUMP BINS

CAD # DB-2A

DIMENSIONS (W x D x H):

Overall:

15 x 20 x 48
with the header

15 x 20 x 34
without the header

ADDITIONAL INFO:



SHELVES

SRP-1A



SRP-2A



SRP-3A



SRP-4A



SRP-5A



SRP-6A



SRP-7A



SRP-8A



SRP-9A



SRP-10A



SRP-11A



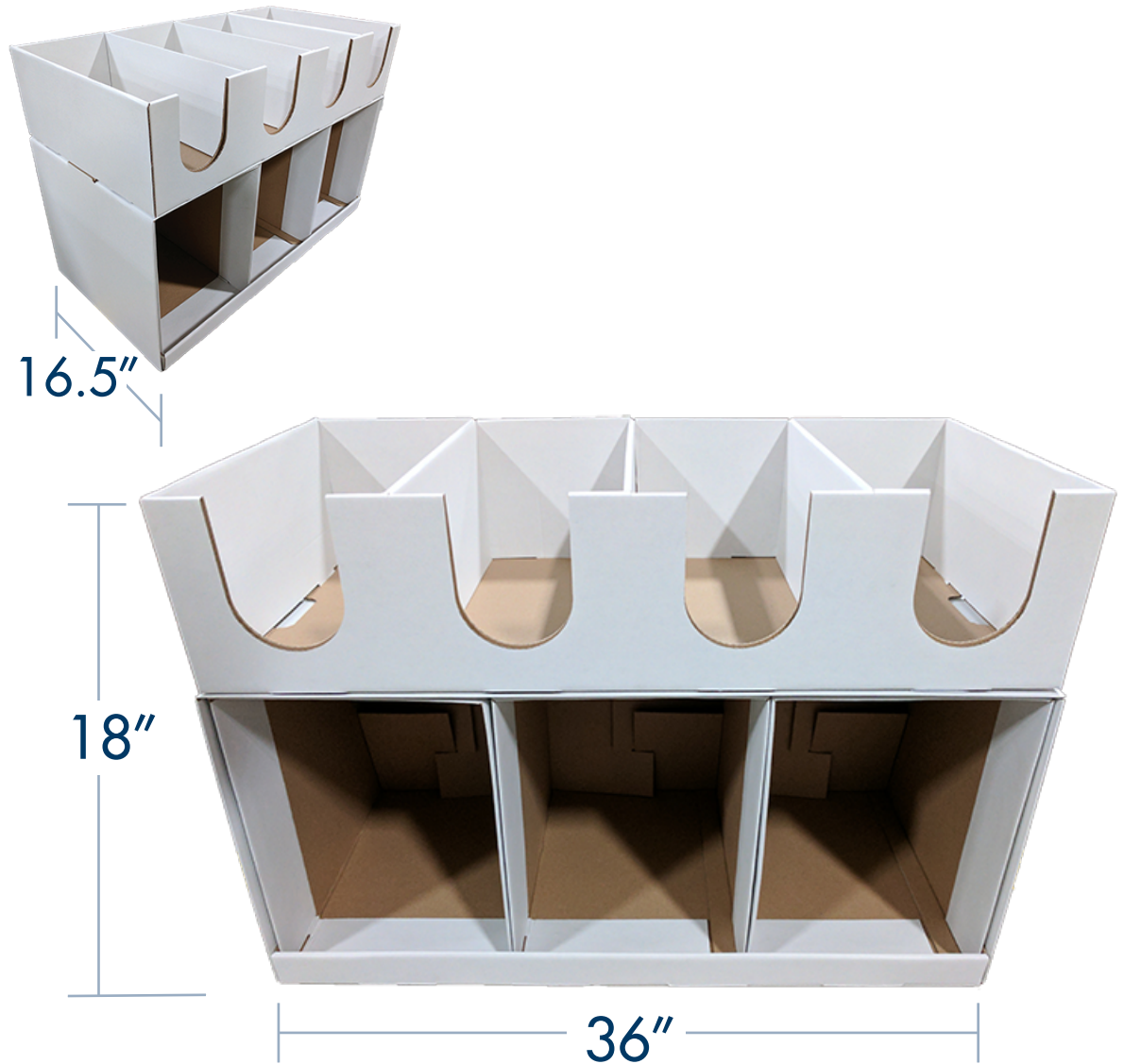
SHELVES

CAD # SRP-1A

DIMENSIONS (W x D x H):

Overall:
36 x 16 1/2 x 18

ADDITIONAL INFO:



SHELVES


CAD # SRP-2A

DIMENSIONS (W x D x H):

Overall:

36 1/2 x 18 3/4 x 24 1/2

ADDITIONAL INFO:



SHELVES


CAD # SRP-3A

DIMENSIONS (W x D x H):

Overall:

37 x 13 1/2 x 21 3/8

ADDITIONAL INFO:



SHELVES


CAD # SRP-4A

DIMENSIONS (W x D x H):

Overall:

25 1/2 x 17 x 21 3/8

ADDITIONAL INFO:



SAMPLE



SHELVES


CAD # SRP-5A

DIMENSIONS (W x D x H):

Overall:

25 1/2 x 17 x 35

ADDITIONAL INFO:



SHELVES


CAD # SRP-6A

DIMENSIONS (W x D x H):

Overall:

16 1/4 x 15 3/8 x 20 3/16

ADDITIONAL INFO:



SHELVES



CAD # SRP-7A

DIMENSIONS (W x D x H):

Overall:

17 1/4 x 13 x 12 1/2

ADDITIONAL INFO:



SHELVES

CAD # SRP-8A



DIMENSIONS (W x D x H):

Overall:

18 1/2 x 10 x 6

ADDITIONAL INFO:

The insert is optional or can be adjusted depending on the pack out required.



SHELVES

CAD # SRP-9A

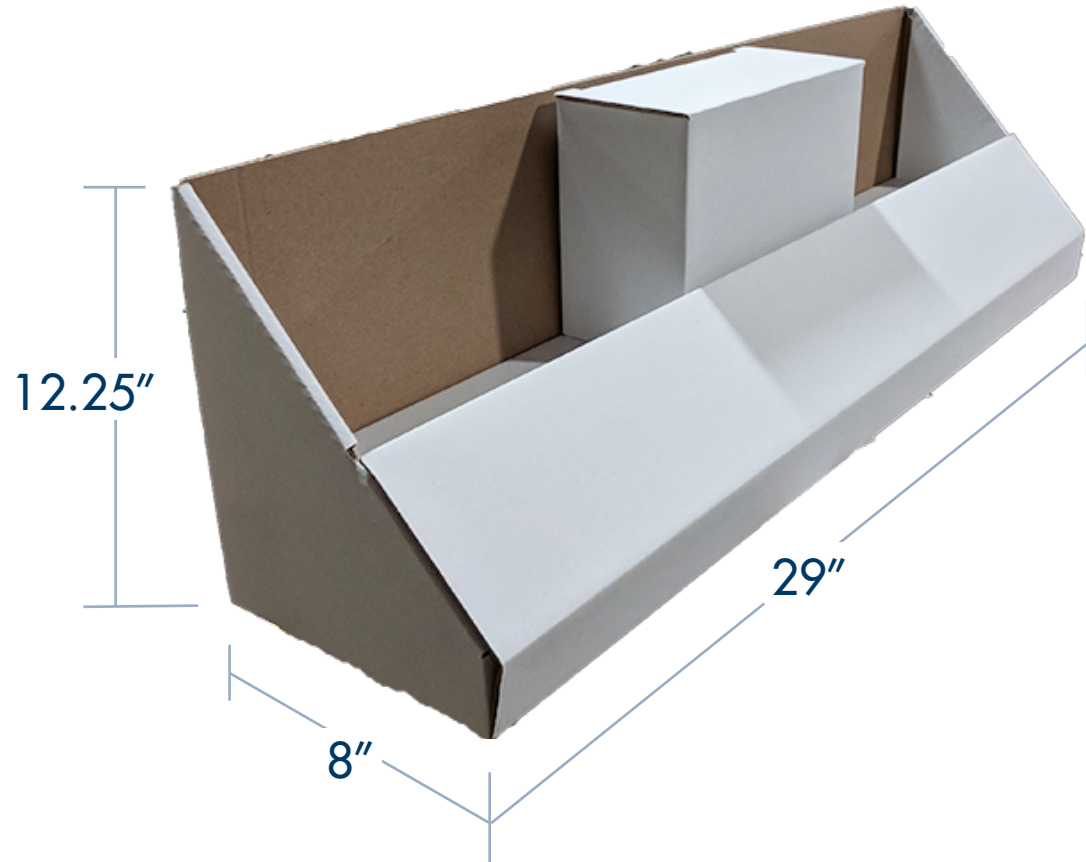
DIMENSIONS (W x D x H):

Overall:

29 x 8 x 12 1/4

ADDITIONAL INFO:

Marketing piece is optional.



SHELVES


CAD # SRP-10A

DIMENSIONS (W x D x H):

Overall:

20 x 10 x 2 1/2

ADDITIONAL INFO:




SHELVES

CAD # SRP-11A

DIMENSIONS (W x D x H):

Overall:
30 x 8 x 6

ADDITIONAL INFO:



GRAVITY FEED


GF-1A



GF-2A



GF-3A



GRAVITY FEED


CAD # GF-1A

DIMENSIONS (W x D x H):

Overall:

3 1/2 x 3 x 27

ADDITIONAL INFO:



GRAVITY FEED

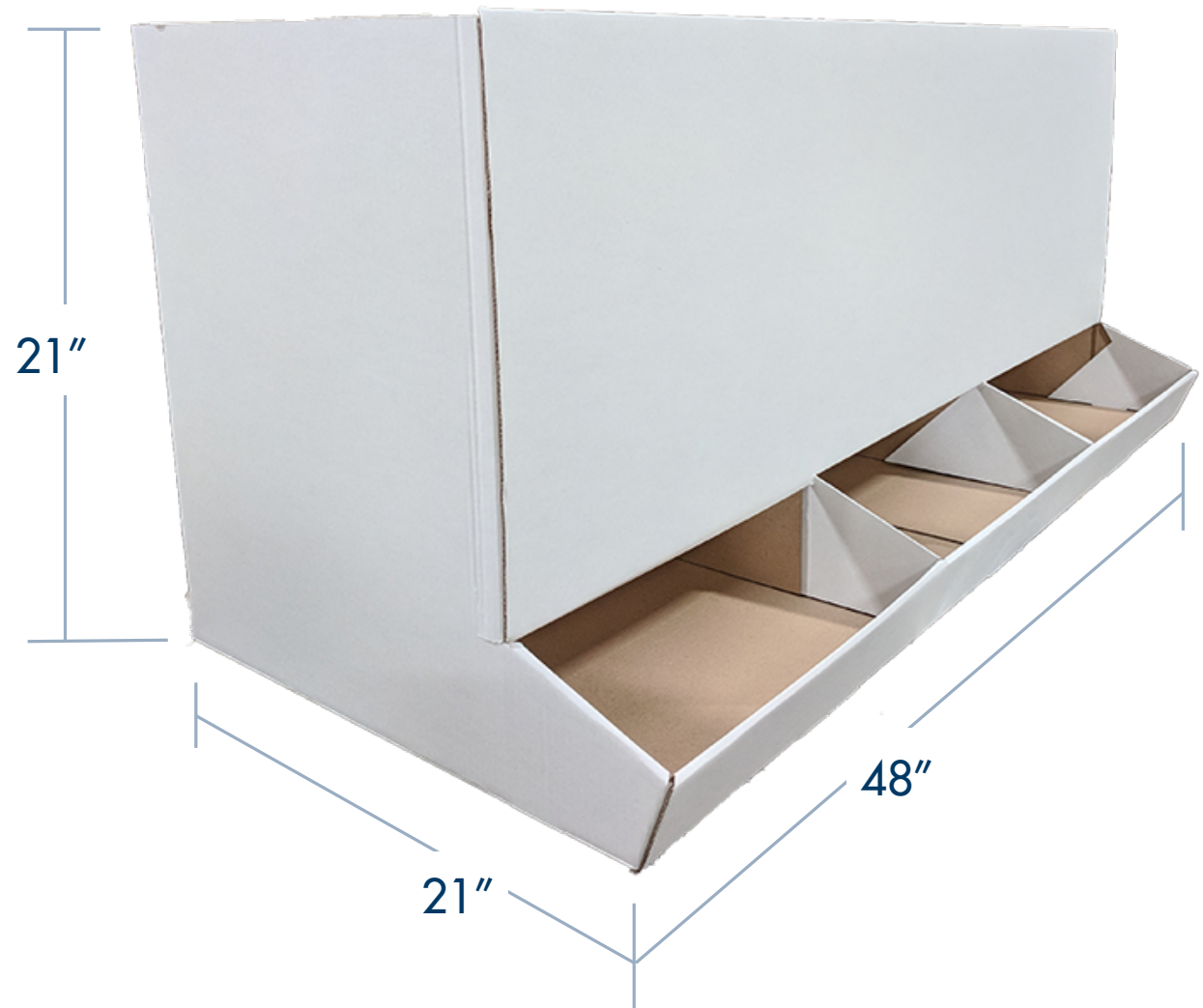
CAD # GF-2A

DIMENSIONS (W x D x H):

Overall:

48 x 21 x 21

ADDITIONAL INFO:



GRAVITY FEED


CAD # GF-3A

DIMENSIONS (W x D x H):

Overall:

15 x 6 x 24

ADDITIONAL INFO:



OTHER

PALLET WRAP-1A



OTHER

CAD # PW-1A

DIMENSIONS (W x D x H):

Overall:

48 x 40 x 35

ADDITIONAL INFO:

