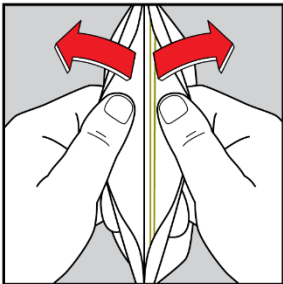


To Open: Pull apart top of bag to reveal two green lines.
Locate tab and pull towards opposite side of bag.

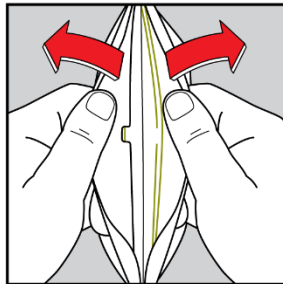
To Close: Press firmly to re-close.

Top View Diagram for Bag Instructions:

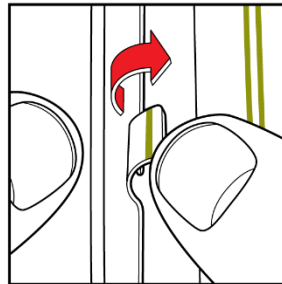
TO OPEN



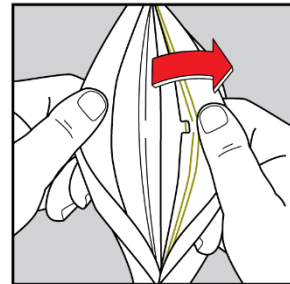
1. Separate top of bag to reveal green line



2. Pull further apart to locate tab



3. Grab tab & pull over with thumb



4. Pull tab toward opposite side of bag to open

TO CLOSE: Press & slide to close, ensure tab is re-engaged

Packaging Reminders:

- ✓ After filling, firmly press zipper profile until completely closed to ensure child-resistant zipper is engaged along the full profile for optimum function.
- ✓ After closing, heat seal above tear notches for tamper evidence (note: heat sealing below tear notches will result in unintended opening of the package, disrupting the bag function).

Questions? Contact your local representative or call 1-866-500-8440